

December 2016

E-bulletin no. 5

Women and Armed Conflicts

The fifth e-bulletin of the Observatory of the General Secretariat for Gender Equality (GSGE) deals with the thematic area of **Women and Armed Conflicts**.

Statistical data regarding people, who applied for international protection in Greece during the period from 7.6.2013 (launching date of the new Asylum Service) until 31.12.2015, is presented. Additional statistics of the Asylum Service for the year 2016 (1.1.2016 - 30.09.2016) are also listed.

The relevant Index of the Observatory is the percentage of people who apply for asylum in Greece, by gender. More specifically:

Table 1

People who applied for asylum in Greece, by gender in the period 7.6.2013 – 31.12.2013		
Applications for asylum	Number	Percentage (%)
Women	1,162	24,1%
Men	3,654	75,9%
Total	4,816	100,0%

Source: Asylum Service

- Applications for asylum in the period from 06.07.2013 to 31.12.2013 amounted to 4,816.
- Applications for asylum by women reached 1,162 (24.1%).
- Applications for asylum by men amounted to 3,654 (75.9%).

Figure 1a

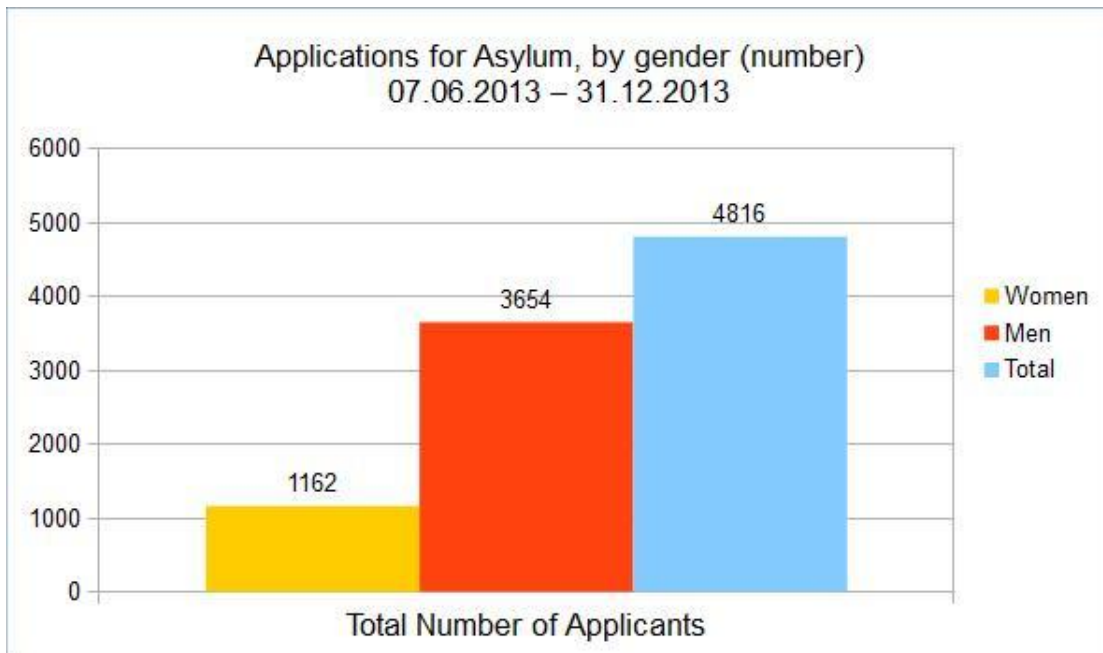


Figure 1b

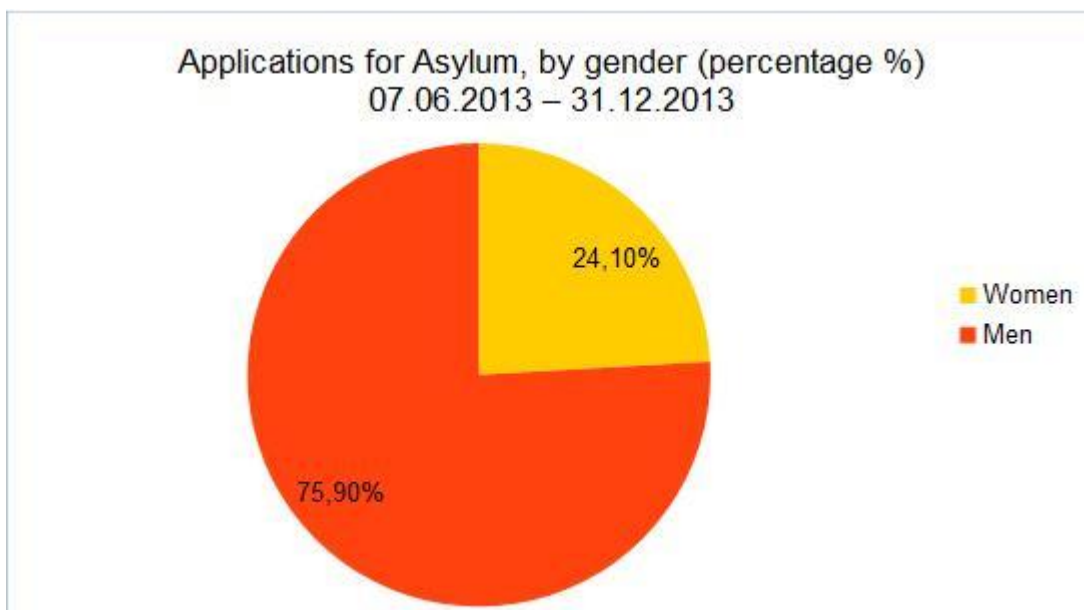


Table 2

Applications for asylum by gender				
	Number		Percentage (%)	
Year	2014	2015	2014	2015
Women	1,786	3,331	18,93%	25,24%
Men	7,646	9,866	81,06%	74,75%
Total	9,432	13,197	100,0%	100,0%

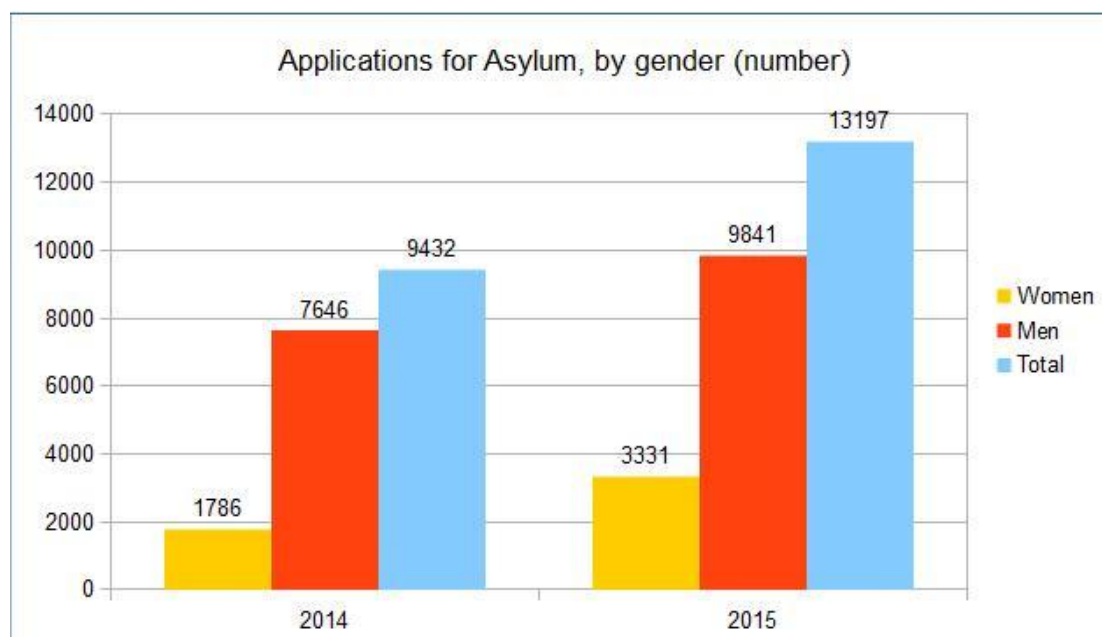
Source: Asylum Service

- In the year 2014, applications for asylum by migrants/refugees amounted to 9,432.
- Asylum applications by women reached 1,786 (18,93%).
- Asylum applications by men amounted to 7,646 (81.06%).

During the first year of operation of the Asylum Service (June 2013 - May 2014), 8,945 migrants/refugees applied for asylum, of which 1,945 were women (21.7%) and 7,000 men (78.3%). The asylum recognition rate at first instance was around 20.1%, the average for the European Union. The procedure for examining international protection requests took an average of 122 days (Source: Asylum Service Press Release, 6/16/2014).

- In the year 2015, applications for asylum by migrants and refugees amounted to 13,197.
- Asylum applications by women amounted to 3,331 (25,24%) and by men to 9,866 (74.75%).

Figure 2a



The following should be noted:

- Asylum applications by women in 2015, have increased by 86.5% compared to 2014.
- Applications by men in the same year, increased by 29.0% compared to 2014.

Figure 2b

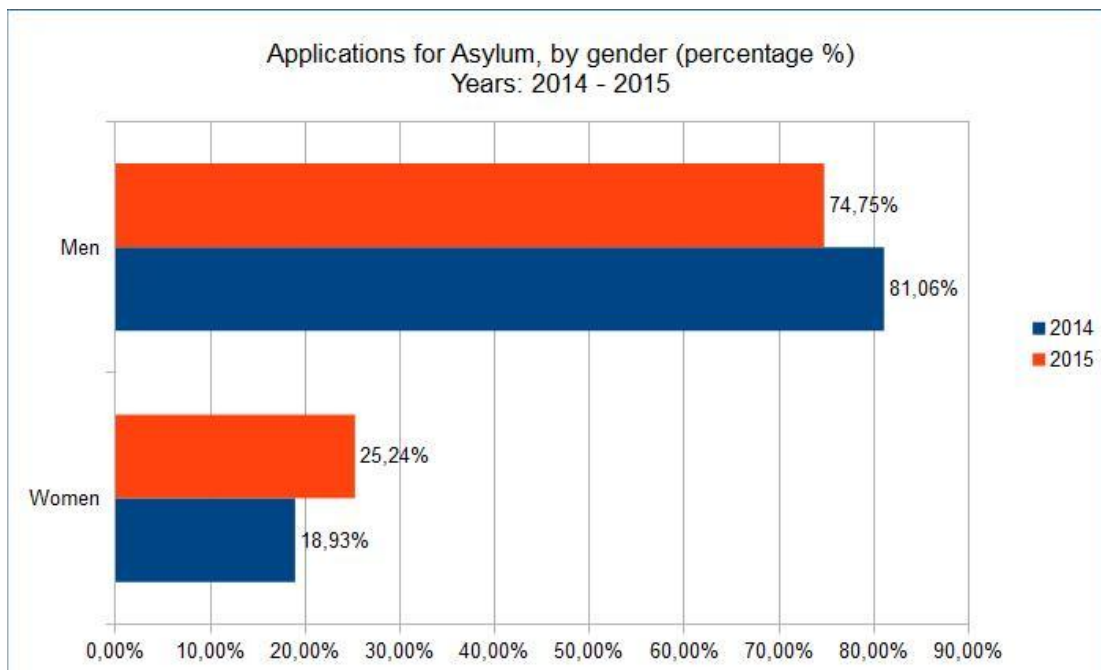
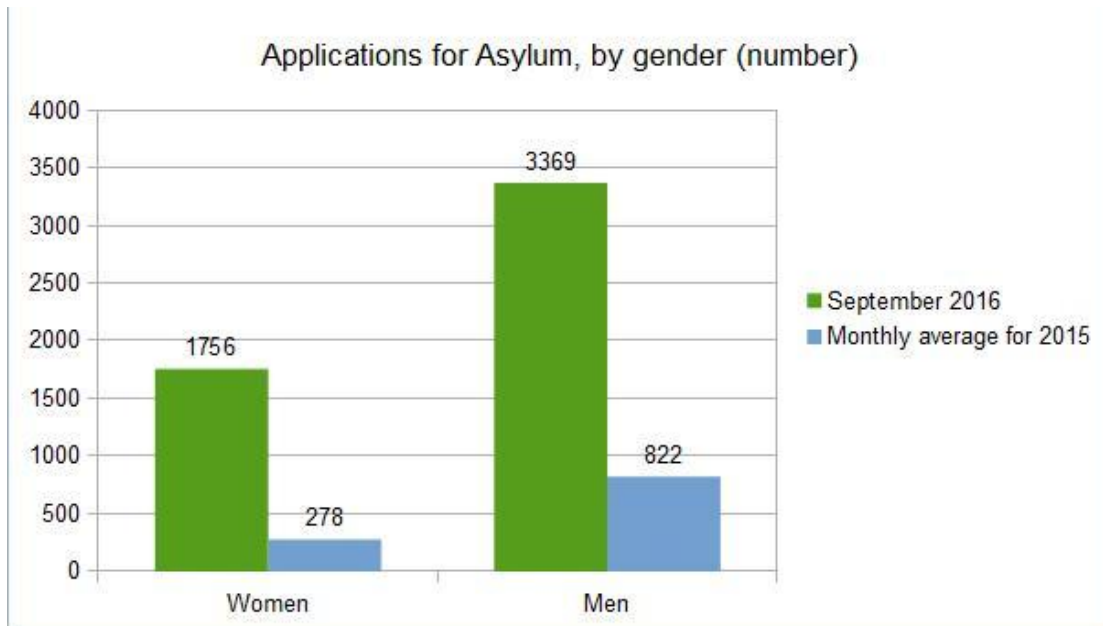


Table 3

Applications for asylum by gender		
	September 2016	Monthly Average for the Year 2015
Women	1756	278
Men	3369	822
Total	5125	1100

Source: Asylum Service

Figure 3



Data above reveals that much more men have applied for asylum in Greece than women, although the number of asylum applications by women is increasing.

On March 8, 2016 the European Parliament published a 54-page report on the integration of women refugees and asylum applicants in the European Union. The report includes the following:

- According to UNHCR for refugees, the most vulnerable groups of the refugee population, which require concerted and effective protection, are women as a whole, the disabled and elderly men.
- Especially for adult women traveling alone, the lack of financial resources, and the lack of qualifications and support from their family environment makes these women even more vulnerable to all kinds of exploitation and violence.
- According to the statistics of the UNHCR for Refugees, women refugees and applicants for asylum in the EU are a minority (only 16% of people who arrived in Europe in January-November 2015) - but that does not mean that the gender dimension should be ignored or underestimated during the planning, implementation, monitoring and evaluation of policies on refugee issue, both at EU level and at the level of 28 Member-States, since often this specific population group is target of multiple discrimination to the detriment of social solidarity, cohesion and development.

The relevant link from the European Parliament website:

[http://www.europarl.europa.eu/RegData/etudes/STUD/2016/556929/IPOL_STU\(2016\)556929_EN.pdf](http://www.europarl.europa.eu/RegData/etudes/STUD/2016/556929/IPOL_STU(2016)556929_EN.pdf) .

The sources used are the Asylum Service, the Directorate for Development and Support of Gender Equality Policies of the GSGE and the European Parliament's website.

paratiritirio.isotita.gr is a special website of the General Secretariat for Gender Equality designed to include, analyze, process and diffuse statistical data and indicators on gender equality policies.

Its goal is mapping gender differentiations in 12 basic policy areas and the monitoring of any relevant trends and advances in Greece. Moreover, it includes 82 gender indicators based either on the Beijing Platform for Action or on specific national priorities and is followed by metadata.

Paratiritirio.isotita.gr

e-mail: paratiritirio@isotita.gr